

OPEN MEETING**REGULAR MEETING OF THE GOLDEN RAIN FOUNDATION
SECURITY AND COMMUNITY ACCESS COMMITTEE**

**Monday, October 28, 2019 – 1:30 p.m.
Laguna Woods Village Community Center Board Room
24351 El Toro Road**

AGENDA

- | | |
|--|--------------|
| 1. Call to Order | Don Tibbetts |
| 2. Acknowledgment of Media | Don Tibbetts |
| 3. Approval of the Agenda | Don Tibbetts |
| 4. Approval of Meeting Report | Don Tibbetts |
| 5. Chair's Remarks | Don Tibbetts |
| 6. Member Comments (Items Not on the Agenda) | Don Tibbetts |

Reports:

- | | |
|--|---------|
| 7. Gate Access Update | Tim Moy |
| 8. Disaster Preparedness Task Force Report | Tim Moy |
| 9. RV Update | Tim Moy |
| 10. Noteworthy Incidents | Tim Moy |
| 11. Security Statistics | Tim Moy |

Items for Discussion and Consideration:

- | | |
|--------------------|---------|
| 12. Vehicle Decals | Tim Moy |
|--------------------|---------|

Items for Future Agendas:

- | | |
|----------------------|--|
| 13. To be determined | |
|----------------------|--|

Concluding Business:

- | | |
|---|--|
| 14. Committee Member Comments | |
| 15. Date of Next Meeting – December 23, 2019 at 1:30 p.m. | |
| 16. Adjournment | |

Don Tibbetts, Chair
Tim Moy, Staff Officer
Telephone: 268-2356



REPORT OF THE REGULAR MEETING OF THE
GOLDEN RAIN FOUNDATION OF LAGUNA WOODS
SECURITY AND COMMUNITY ACCESS COMMITTEE

The Regular Meeting of the Security and Community Access Committee was held on Monday, August 26, 2019 at 1:30 p.m. 24351 El Toro Road, Laguna Woods, California.

MEMBERS PRESENT: Don Tibbetts – Chair, Pat English, Ray Gros, Juanita Skillman, Cash Achrekar, Reza Bastani, Roy Bruninghaus, and John Dalis

MEMBERS ABSENT: Annie McCary

ADVISORS PRESENT: Larry Cunningham

ADVISORS ABSENT: Frank Tybor

OTHERS PRESENT: Elsie Addington, Beth Perak, Diane Phelps, Dick Rader, Lynn Jarret, John Frankel, and Bert Moldow

STAFF PRESENT: Tim Moy, Barbara Bridges, and Debbie Ballesteros

CALL TO ORDER

Don Tibbetts, Chair, called the meeting to order at 1:02 p.m.

ACKNOWLEDGEMENT OF PRESS

The Media was not present.

APPROVAL OF AGENDA

By way of consensus, the Committee approved the agenda as presented.

APPROVAL OF MEETING REPORT

By way of consensus, the Committee approved the June 24, 2018 meeting report as presented.

CHAIRMAN'S REMARKS

Chair Tibbetts explained that people move into the community for the amenities, safety, and security. He expressed his appreciation for the Security staff and all they do.

MEMBER COMMENTS ON NON-AGENDA ITEMS

Marcy Sheinwold (5155) explained that the most Holy of Jewish holidays are coming up and the Reformed Temple would like to see what safety and security measures can be taken.

Beverly Genereux (3362-P) stated that she is also a member from the Reformed Temple and would like to reiterate what Ms. Sheinwold explained about meeting with Security.

Doug Gibson (5289) wanted to know about the status of the Shepherds Crooks in the area of Gate 11.

Barbara Walden (2352-B) asked if there is a list of crime statistics so that residents could be aware of what type of incidents are occurring.

RESPONSE TO MEMBER COMMENTS ON NON-AGENDA ITEMS

Tim Moy, Chief of Security, responded to Ms. Sheinwold and Ms. Genereux stating that he would be in contact with them to set up a meeting.

Chief Moy responded to Mr. Gibson explaining that the Shepherds Crook Program is managed by the Maintenance & Construction Committee.

Chief Moy responded to Ms. Walden by stating that the statistics are found within the documents presented at every SCAC meeting.

REPORTS

Gate Access Update

Chief Moy updated the Committee on Gate Access Project. He informed them that Gate 4 recently opened, however, there were some technical issues with the traffic lights. Staff is working with the City of Laguna Woods to get it taken care of. Chief Moy stated that overall he is pleased with how the gate arms have been working out.

Disaster Preparedness Task Force Report

Chief Moy informed the Committee that there will be a Good Neighbor Captain Appreciation BBQ tomorrow, August 27th where he will talk about training and recruiting.

Chief Moy informed the Committee that the DPTF along with the HAM Radio Club of Laguna Woods are co-hosting an Earthquake Expo at the Performing Arts Center on Saturday, September 14th. He stated that there will be a documentary, raffles, and lunch will also be provided. Mark Benthien will be the guest speaker and the Emergency Manager for the County of Orange will also be in attendance.

Chief Moy reminded everyone that the Great California Shakeout is coming up on October 17th at 10:17 a.m. He explained that the Good Neighbor Captain's will don their yellow vests and go check on their neighbors. Staff will also conduct a table top exercise involving a simulated earthquake.

RV Update

Chief Moy stated that the RV Lot B automatic gate is in the 2019 Budget and hopefully will get done by the end of the year. He also informed the Committee that he is working with the Landscape Division to put out traps for rats.

Noteworthy Incidents

Chief Moy explained that there was a recent vehicle theft inside the community. However, the keys were left inside the vehicle. He reminded everyone that most of the crimes committed inside the community are crimes of opportunity and that all should take the appropriate steps to secure their property.

Chief Moy also informed the Committee that when there are Restraining Orders in the community, Security documents everything on their end and works closely with the Sheriff's Department

Security Statistics

Chief Moy reported on the statistics for the Security Department that includes foot patrols, notice of violations, crimes, traffic collisions, RV lots, Social Services and the Compliance Division. Reports are attached to the official minutes of this meeting.

Chief Moy went over the Social Services stats and explained that there is a lot going on with their partnerships with other agencies. He also informed the Committee that there is collaboration between Social Services, Compliance, and Security.

Chief Moy went over the Notice of Violations stats and stated that speeding has always been a problem. He explained that there are no speed traps inside the village. He also pointed out that the number of No Decal/OPP has increased due to the fact that the night crew has been very proactive in enforcing the overnight parking rules.

Chief Moy informed the Committee that the Traffic Engineer finished their study on Calle Aragon and he sent their findings to Ernesto Munoz, Maintenance and Construction Director, to give his recommendations.

Chief Moy went over the Crime stats and provided a few examples of the thefts that have occurred. For example, they are stolen bicycles, plants, a ladder, and shopping carts.

Chief Moy went over the Compliance stats and explained that 80% of compliance cases are resolved right away. The 20% left are the ones that are brought in front of the Board.

ITEMS FOR DISCUSSION AND CONSIDERATION

Gate 11 Renovations

Chief Moy presented the Gate 11 Renovation proposal. He informed the Board that Gate 11 is the last housing area where gate arms are needed. He went over the staff

report justifying the numerous benefits that the gate arms and cameras will provide to maintain a safe community. The Committee commented and asked questions.

Director Bruninghaus made a motion to approve the Gate 11 Renovations. Director Gros seconded the motion.

By a vote of 6-1-0 (Director English opposed), the motion carried.

GRF Decal

Chief Moy explained that next year, 2020, the decal is going to change to '20 which means that everyone will need to get a new sticker. He opened a discussion on the merit of eliminating the GRF decal and only using the RFID. The dilemma involves Gate 12 since there are no gate arms at this entrance. He asked for the input of the Committee on their thoughts. The Committee commented and asked questions.

Director Skillman made a motion to direct Security to bring forth a Staff Report to the next meeting. Director Bruninghaus seconded the motion.

By unanimous vote, the motion carried.

Horse Trailer Storage

Chief Moy spoke about a recent concern over the Horse Trailer Storage. Several Horse Trailer owners were upset about the cost of storage at the Equestrian Center being increased to that of the RV Lots. However, after this fee was reviewed, it was determined that it would not be raised to the same level as the RV Lot. Chief Moy brought this to the attention of the Committee since it had been reviewed by several directors and Security was also involved in the discussion. No further action needed.

ITEMS FOR FUTURE AGENDAS

To be determined

CONCLUDING BUSINESS

Committee Member Comments

Mr. Cunningham thanked Chief Moy for looking into Lyft driver's entrance to the village without passengers or being called in.

Director Gros commented on the traffic at the entrance of Gate 8.

Director Skillman stated that she always learns a lot and hopefully they can do something in United to lower the number of violations.

DATE OF THE NEXT MEETING

The next meeting is scheduled for Monday, October 28, 2019, at 1:30 p.m. in the Laguna Woods Village Community Center, Board Room.

ADJOURNMENT

There being no further business to come before the Committee, Chair Tibbetts adjourned the meeting at 3:13 p.m.



Don Tibbetts, Chair

SECTOR ORIENTED SECURITY

FOOT PATROLS 2017

	Jan	Feb	March	April	May	June	July	Aug	Sept	Oct	Nov	Dec	TOTAL	Monthly Avg
Fire Issues	0	4	8	3	2	3	5	7	7	2	5	6	52	4.3
Hazards	19	54	65	60	46	49	48	84	34	31	46	32	568	47.3
Lights	103	158	63	50	63	52	37	63	48	64	69	116	886	73.8
Maintenance	20	17	16	11	28	24	18	15	20	18	22	11	220	18.3
Perm. Fence	8	12	14	21	26	22	5	6	2	11	8	3	138	11.5
Pests	0	0	0	1	1	0	0	1	3	4	2	0	12	1.0
Signs	6	4	12	6	5	2	5	0	2	2	5	2	51	4.3
Miscellaneous	40	33	59	58	119	50	121	95	83	107	131	152	1048	87.3
TOTAL	196	282	237	210	290	202	239	271	199	239	288	322	2975	

FOOT PATROLS 2018

	Jan	Feb	March	April	May	June	July	Aug	Sept	Oct	Nov	Dec	TOTAL	Monthly Avg
Fire Issues	2	2	6	14	4	0	0	0	0	0	0	0	28	2.3
Hazards	19	26	19	60	60	73	58	67	57	44	30	101	614	51.2
Lights	100	42	67	92	40	24	23	31	16	24	13	20	492	41.0
Maintenance	3	7	8	19	11	6	21	24	10	8	10	10	137	11.4
Perm. Fence	2	6	1	8	13	4	0	6	2	4	4	0	50	4.2
Pests	0	1	0	0	0	1	3	0	0	2	2	0	9	0.8
Signs	3	1	0	1	1	0	0	1	2	1	1	1	12	1.0
Miscellaneous	146	33	79	208	75	146	171	212	79	191	148	94	1582	131.8
TOTAL	275	118	180	402	204	254	276	341	166	274	208	226	2924	

FOOT PATROLS 2019

	Jan	Feb	March	April	May	June	July	Aug	Sept	Oct	Nov	Dec	TOTAL	Monthly Avg
Fire Issues	0	0	0	0	0	0	0	0	0	0	0	0	0	0.0
Hazards	81	72	105	52	48	20	43	42	41	0	0	0	504	56.0
Lights	47	17	12	7	6	24	8	9	13	0	0	0	143	15.9
Maintenance	25	13	38	6	12	2	15	19	11	0	0	0	141	15.7
Perm. Fence	0	0	5	0	1	0	2	0	0	0	0	0	8	0.9
Pests	0	0	0	0	0	4	7	8	5	0	0	0	24	2.7
Signs	1	3	0	0	0	0	0	4	2	0	0	0	10	1.1
Miscellaneous	96	87	109	107	106	42	81	120	135	0	0	0	883	98.1
TOTAL	250	192	269	172	173	92	156	202	207	0	0	0	1713	

LEGEND

Fire Issues	--	Clutter, flammable liquids, electrical wiring, etc
Hazards	--	Raised and cracked walkways, steps and curbs, any potential tripping hazards or safety hazards
Lights	--	Non-functioning Laguna Woods Village exterior lights and non-functioning Edison street lights
Maintenance	--	Failing sprinkler systems, railings, landscaping issues (i.e.fallen branches, etc.) and other maintenance failures
Perimeter Fence	--	All perimeter walls and associated barbed wire failures
Pests	--	Rodent and insect infestations
Signs	--	Traffic sign, CDS signs, Manor number signs, and all other miscellaneous signs
Miscellaneous	--	All areas not specifically addressed in the above categories

Social Services - YTD 2017/2018/2019

CHIEF COMPLAINTS ON SECURITY REPORTS

2017

MONTH	Falls Inside	Falls Outside	Death	Neighbor Dispute	Sheriff Matter	Safety Issues	Confusion	Medical	Non-Medical	TOTAL	% of Total
Jan.	15	29	22	9	4	10	5	1	2	97	7.3%
Feb.	30	24	23	19	2	6	7	4	12	127	9.6%
March	35	23	29	13	1	5	8	0	7	121	9.1%
April	39	26	20	15	2	2	10	0	12	126	9.5%
May	30	17	27	15	1	5	7	1	11	114	8.6%
June	32	17	29	12	9	3	6	4	15	127	9.6%
July	30	22	15	17	2	5	6	2	16	115	8.7%
Aug.	30	27	22	14	3	5	2	4	11	118	8.9%
Sept.	19	22	17	7	1	2	6	1	12	87	6.6%
Oct.	36	28	16	11	2	8	6	0	4	111	8.4%
Nov.	19	16	25	8	3	3	11	0	9	94	7.1%
Dec.	25	16	20	5	5	3	9	0	8	91	6.9%
Total	340	267	265	145	35	57	83	17	119	1328	
% of Total	25.6%	20.1%	20.0%	10.9%	2.6%	4.3%	6.3%	1.3%	9.0%		


2018

MONTH	Falls Inside	Falls Outside	Death	Neighbor Dispute	Sheriff Matter	Safety Issues	Confusion	Medical	Non-Medical	TOTAL	% of Total
Jan.	32	19	24	13	2	5	10	1	14	120	7.8%
Feb.	24	21	26	7	3	6	8	2	8	105	6.8%
March	24	28	21	14	10	9	5	5	17	133	8.6%
April	31	19	18	24	0	4	11	2	29	138	8.9%
May	40	17	21	16	3	3	12	0	18	130	8.4%
June	46	29	26	15	3	8	10	2	15	154	9.9%
July	42	23	14	13	4	10	11	2	29	148	9.6%
Aug.	35	24	17	14	3	7	13	4	12	129	8.3%
Sept.	23	24	15	6	4	4	6	1	10	93	6.0%
Oct.	31	18	22	10	8	6	16	0	20	131	8.5%
Nov.	29	17	23	8	5	4	25	0	9	120	7.8%
Dec.	46	26	21	3	9	13	12	8	9	147	9.5%
Total	403	265	248	143	54	79	139	27	190	1548	
% of Total	26.0%	17.1%	16.0%	9.2%	3.5%	5.1%	9.0%	1.7%	12.3%		

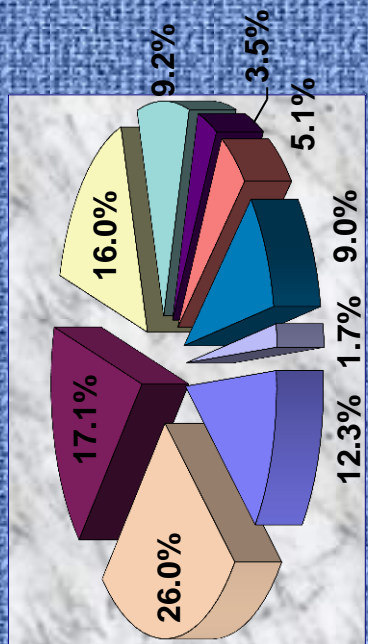
2019

MONTH	Falls Inside	Falls Outside	Death	Neighbor Dispute	Sheriff Matter	Safety Issues	Confusion	Medical	Non-Medical	TOTAL	% of Total
Jan.	41	20	21	11	1	6	10	3	11	124	10.2%
Feb.	39	23	14	6	12	3	13	0	19	129	10.6%
March	43	32	24	0	5	4	20	0	14	142	11.7%
April	49	19	20	9	6	9	24	3	20	159	13.1%
May	45	19	29	9	0	5	9	1	9	126	10.4%
June	30	23	23	10	4	5	14	5	18	132	10.9%
July	41	28	19	21	3	12	11	0	21	156	12.9%
Aug.	38	16	9	23	7	3	12	5	15	128	10.6%
Sept.	46	14	9	14	5	3	9	3	13	116	9.6%
Oct.									0	0	0.0%
Nov.									0	0	0.0%
Dec.										0	0.0%
Total	372	194	168	103	43	50	122	20	140	1212	
% of Total	30.7%	16.0%	13.9%	8.5%	3.5%	4.1%	10.1%	1.7%	11.6%		

SOCIAL SERVICES - 2017
CHIEF COMPLAINTS FROM SECURITY REPORTS

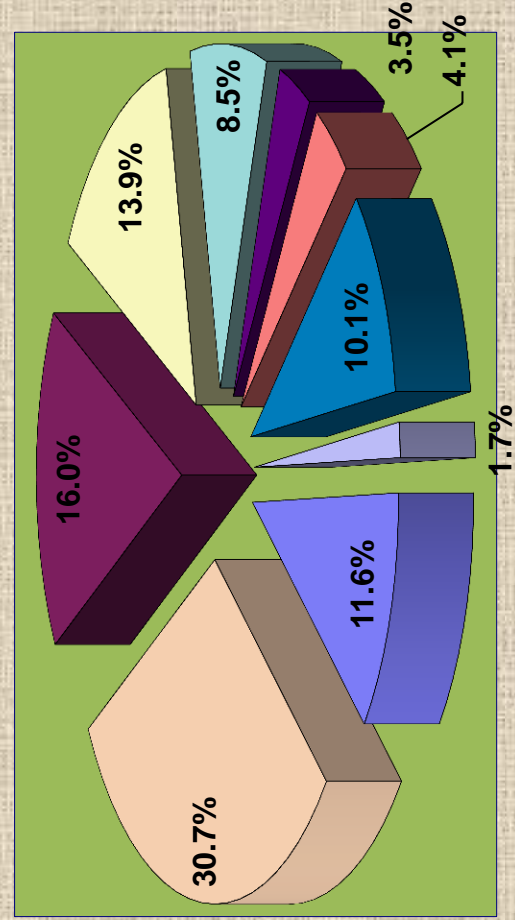


SOCIAL SERVICES - 2018
CHIEF COMPLAINTS FROM SECURITY REPORTS



- ☐ Falls Inside
- ☐ Falls Outside
- ☐ Death
- ☐ Neighbor Dispute
- ☐ Sheriff Matter
- ☐ Safety Issues
- ☐ Confusion
- ☐ Medical

SOCIAL SERVICES - 2019
CHIEF COMPLAINTS FROM SECURITY REPORTS



NOTICE OF VIOLATIONS SEPTEMBER 2019

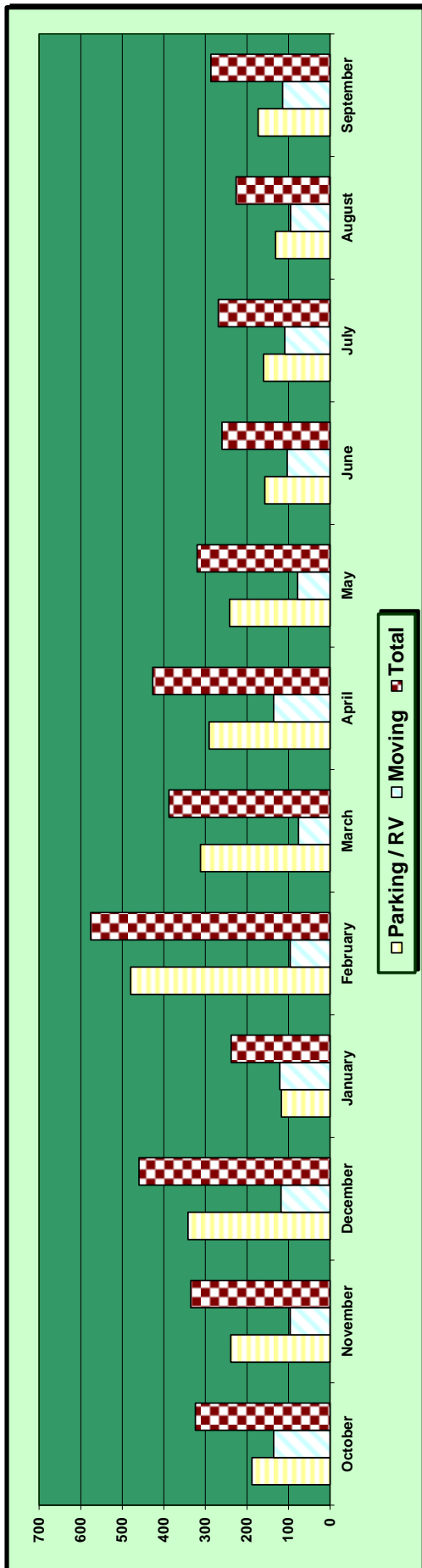
VIOLATIONS	Gates 1,2,3,4			Gates 5,6			Gates 7,8,9,10			Gate 14			Gate 11			GRF			TOTALS		
	YTD 2018	SEP	YTD 2019	YTD 2018	SEP	YTD 2019	YTD 2018	SEP	YTD 2019	YTD 2018	SEP	YTD 2019	YTD 2018	SEP	YTD 2019	YTD 2018	SEP	YTD 2019	YTD 2018	SEP	YTD 2019
601																					
SPEED +11-15	174	14	135	5	0	25	178	23	281	1	0	0	0	0	1	0	0	0	358	37	442
602																					
SPEED 16+	14	1	12	0	0	0	70	7	77	0	0	0	0	0	0	0	0	0	84	8	89
610																					
STOP SIGN	96	10	80	82	18	71	239	28	207	10	0	4	0	0	0	1	0	0	428	56	362
660																					
UNLICENSED DRIV.	26	2	14	4	1	2	24	6	39	0	0	0	0	0	0	0	0	0	54	9	55
ALL																					
OTHER MOVING*	3	3	8	1	1	1	3	0	1	0	0	0	0	0	0	0	0	0	7	4	10
700																					
NO PARKING	140	2	92	85	2	70	101	2	34	24	1	5	0	0	1	4	0	0	354	7	202
720																					
LIMITED PARKING	4	2	58	8	1	5	5	0	7	3	0	0	0	0	0	0	0	0	20	3	70
725																					
EXPIRED REG	229	26	162	147	14	147	108	18	135	20	2	12	3	1	3	2	0	0	509	61	459
727																					
NO DECAL/OPP	212	15	427	118	20	317	117	16	260	32	6	39	2	1	6	2	0	0	483	58	1049
811																					
HANDICAPPED	10	0	9	3	0	0	6	8	16	0	0	0	0	0	0	2	0	0	21	8	25
ALL																					
OTHER PARKING**	129	9	208	94	14	148	48	5	105	12	4	14	2	3	3	5	0	0	290	35	478
RV																					
VIOLATIONS***	1	0	0	17	0	3	1	0	0	0	0	0	0	0	0	6	1	0	25	1	3
TOTALS	1038	84	1205	564	71	789	900	113	1162	102	13	74	7	5	14	22	1	0	2633	287	3244

* All other moving violations include S-Codes: 600, 620, 630, 640, 650, 680, 690, 691 and 695

** All other parking violations include S-Codes: 0010, 721, 722, 723, 724, 726, 730 and 800

*** Recreational Vehicle (RV) violations include S-Codes: 820, 830, 840, 850, 860 and 870

NOTICE OF VIOLATIONS
Twelve Month Rolling Trend Report



Violation	October	November	December	January	February	March	April	May	June	July	August	September	Mth. Ave.
601	64	48	54	60	51	30	66	38	39	48	41	37	48.0
602	4	8	10	15	1	7	14	3	10	11	7	8	8.2
610	60	26	37	42	37	35	47	32	47	39	45	56	41.9
660	7	13	17	4	6	4	6	4	6	10	2	9	7.3
All Other	1	1	0	0	1	0	3	1	1	1	0	4	1.1
Sub-total	136	96	118	121	96	76	136	78	103	109	95	114	106.5
700	43	40	23	3	31	34	38	19	18	11	16	7	23.6
720	0	1	4	1	53	7	3	0	1	1	2	3	6.3
725	55	69	116	64	65	74	56	50	22	22	33	61	57.3
727	35	92	131	14	247	104	108	112	91	94	49	58	94.6
811	1	4	2	3	5	2	5	2	0	0	3	8	2.9
All Other	54	32	65	28	77	89	81	59	24	31	28	35	50.3
RV Lot	0	1	1	4	2	2	2	0	1	1	0	1	1.1
Sub-total	188	239	342	117	480	312	291	242	157	160	131	173	236.0
Total	324	335	460	238	576	388	427	320	260	269	226	287	343

Moving Violation & Parking Codes	601	Speed +11-15 MPH	700	No Parking	RV Lot	Hazardous Material, Wheel Block, Jack Support (R&R Section "W" Violation), Maintenance or Repair, Miscellaneous (Minor), Miscellaneous (Major)
	602	Speed 16 MPH+	720	Limited Parking		
	610	Stop Sign	725	Expired Registration		
	660	Unlicensed Driver	727	No Decal / OPP		
			811	Handicapped		
	All Other	Speeding + 6-10 MPH; Right of Way; Turn Signal; Left of Center; Hit & Run; Reckless; Headlight; Bicycle on Sidewalk	All Other	Abandoned Vehicle; RV over 6hr; Advertising; Storage; Parked sidewalk; Block Sidewalk; Fire Hydrant; All Other		

October 2018 - September 2019

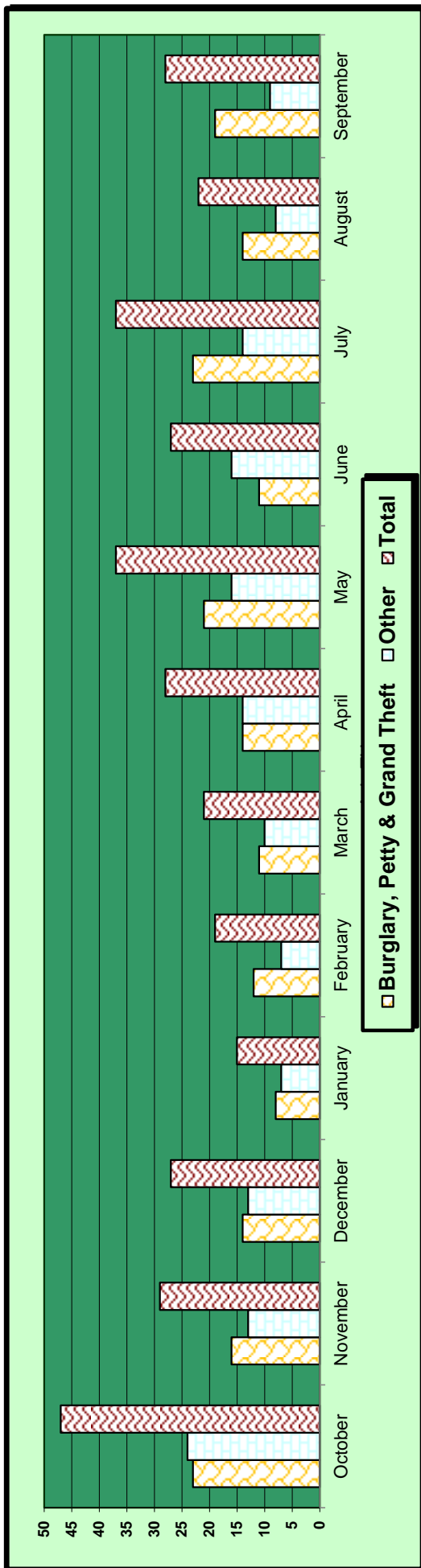
CRIMES REPORT

SEPTEMBER 2019

	GATE 1,2,3,4			GATE 5,6			GATE 7,8,9,10			GATE 14			GATE 11			GRF			TOTALS		
	YTD 2018	SEP	YTD 2019	YTD 2018	SEP	YTD 2019	YTD 2018	SEP	YTD 2019	YTD 2018	SEP	YTD 2019	YTD 2018	SEP	YTD 2019	YTD 2018	SEP	YTD 2019	YTD 2018	SEP	YTD 2019
VIOLATIONS																					
70 BURGLARY AUTO	1	0	2	2	0	0	1	0	0	0	0	0	0	0	0	0	0	0	4	0	2
90 BURGLARY RESIDENCE	1	0	0	1	0	1	1	0	0	0	0	0	0	0	0	0	0	0	3	0	1
150 DISTURBANCE	24	1	13	6	3	15	5	3	13	4	0	1	0	0	1	10	1	7	49	8	50
260 FRAUD	1	0	0	0	0	0	0	0	0	0	0	0	0	0	0	0	0	0	1	0	0
370 MALICIOUS MISCHIEF	19	0	16	12	1	10	7	0	4	0	0	0	1	0	1	5	0	4	44	1	35
500 GRAND THEFT	6	3	6	8	0	1	2	0	0	0	0	0	0	0	0	0	0	2	16	3	9
505 AUTO THEFT	0	0	1	1	0	1	0	0	0	0	0	0	0	0	0	0	0	0	1	0	2
510 PETTY THEFT	72	6	52	39	1	27	16	9	28	4	0	2	0	0	0	8	0	10	139	16	119
520 TRESPASSING	5	0	6	4	0	4	0	0	1	0	0	0	0	0	1	2	0	3	11	0	15
TOTALS	129	10	96	73	5	59	32	12	46	8	0	3	1	0	3	25	1	26	268	28	233

CRIMES REPORT

Twelve Month Rolling Trend Report



CODE	October	November	December	January	February	March	April	May	June	July	August	September	Mth. Ave.
70	1	1	0	0	2	0	0	0	0	0	0	0	0.3
90	1	0	0	0	0	0	0	0	0	0	1	0	0.2
500	6	2	2	0	1	0	0	1	2	1	1	3	1.6
505	1	1	0	0	1	0	0	0	0	0	1	0	0.3
510	14	12	12	8	8	11	14	20	9	22	11	16	13.1
Sub-total	23	16	14	8	12	11	14	21	11	23	14	19	15.5
150	14	8	5	3	2	6	8	4	8	8	3	8	6.4
260	0	0	0	0	0	0	0	0	0	0	0	0	0.0
370	9	2	5	3	3	3	2	10	6	3	4	1	4.3
520	1	3	3	1	2	1	4	2	2	3	1	0	1.9
Sub-Total	24	13	13	7	7	10	14	16	16	14	8	9	12.6
Total	47	29	27	15	19	21	28	37	27	37	22	28	28.1

70	Burglary (auto)	505	Auto Theft	260	Fraud
90	Burglary (residence)	510	Petty Theft	370	Malicious Mischief
500	Grand Theft	150	Disturbance	520	Trespassing

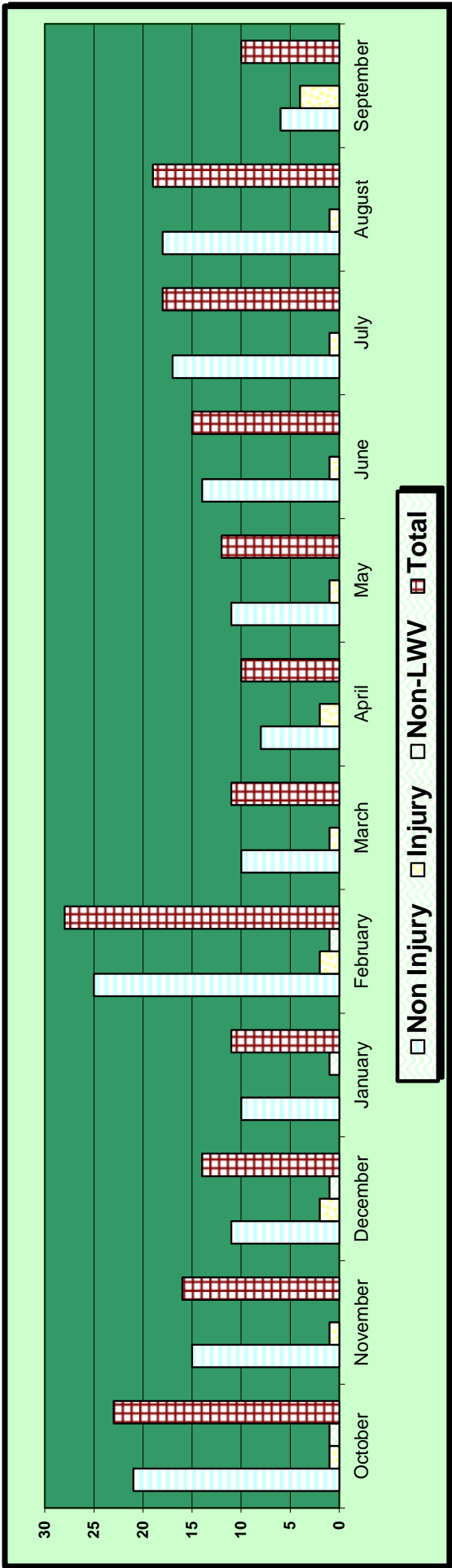
TRAFFIC COLLISIONS

SEPTEMBER 2019

	GATE 1,2,3,4			GATE 5,6			GATE 7,8,9,10			GATE 14			GATE 11			GRF			TOTALS		
	YTD 2018	SEP	YTD 2019	YTD 2018	SEP	YTD 2019	YTD 2018	SEP	YTD 2019	YTD 2018	SEP	YTD 2019	YTD 2018	SEP	YTD 2019	YTD 2018	SEP	YTD 2019	YTD 2018	SEP	YTD 2019
VIOLATIONS																					
650 HIT AND RUN	5	0	12	7	0	4	2	0	3	0	0	1	0	0	0	6	1	1	20	1	21
1000 NON-INJURY	28	0	32	25	1	23	20	1	14	1	0	2	4	1	2	19	2	25	97	5	98
1010 INJURY	4	2	5	2	0	2	4	1	4	0	0	0	0	0	0	0	1	2	10	4	13
1020 FATALITY	0	0	0	0	0	0	0	0	0	0	0	0	0	0	0	0	0	0	0	0	0
1050 COLLISION OUTSIDE LWV	0	0	0	0	0	0	0	0	0	0	0	0	0	0	0	1	0	2	1	0	2
TOTALS	37	2	49	34	1	29	26	2	21	1	0	3	4	1	2	26	4	30	128	10	134

TRAFFIC COLLISIONS

Twelve Month Rolling Trend Report



CODE	October	November	December	January	February	March	April	May	June	July	August	September	Mth. Ave.
650	0	3	1	1	2	2	0	3	2	8	2	1	2.1
1000	21	12	10	9	23	8	8	8	12	9	16	5	11.8
Sub-total	21	15	11	10	25	10	8	11	14	17	18	6	13.8
1010	1	1	2	0	2	1	2	1	1	1	1	4	1.4
1020	0	0	0	0	0	0	0	0	0	0	0	0	0.0
Sub-Total	1	1	2	0	2	1	2	1	1	1	1	4	1.4
1050	1	0	1	1	1	0	0	0	0	0	0	0	0.3
Sub-Total	1	0	1	1	1	0	0	0	0	0	0	0	0.3
Total	23	16	14	11	28	11	10	12	15	18	19	10	15.6

650	Hit & Run Accident	1020	Fatality Accident
1000	Non-Injury Accident	1050	Outside Collision
1010	Injury Accident		

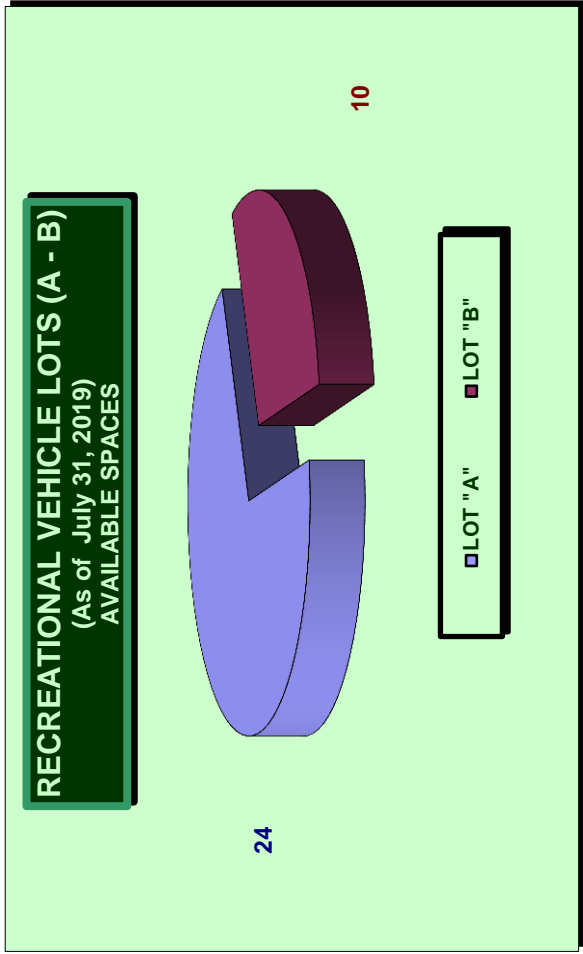


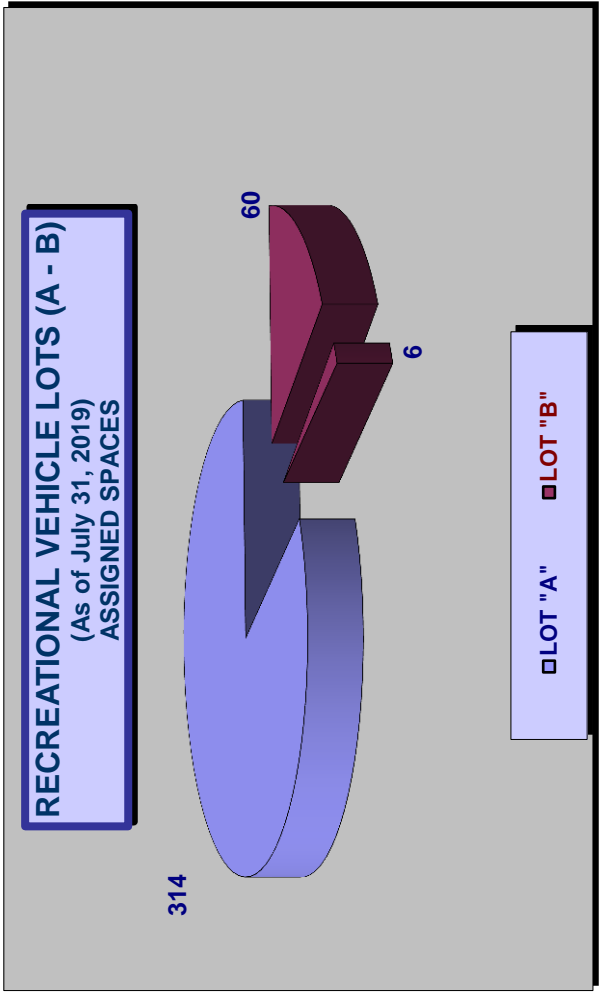
RECREATIONAL VEHICLE LOTS (A - B)

7/31/2019

SPACE AND VACANCIES			
	LOT "A"		LOT "B"
TOTAL SPACES	338		76
ASSIGNED RV SPACES	314		60
COMMERCIAL VEHICLES			6
VACANCIES	24		10

WAITING LIST			
SPACE SIZE	NUMBER	SPACE SIZE	NUMBER
13 Feet		26 Feet	
14 Feet		27 Feet	
15 Feet		28 Feet	
16 Feet		30 Feet	
17 Feet		31 Feet	
18 Feet		32 Feet	
19 Feet		33 Feet	
20 Feet		34 Feet	
22 Feet		35 Feet	
23 Feet		36 Feet	
24 Feet		38 Feet	
25 Feet		40 Feet	
26 Feet		45 Feet	
	0		0
TOTAL			0

SPACES AVAILABLE			
LOT "A"		LOT "B"	
SPACE SIZE	NUMBER	SPACE SIZE	NUMBER
12 Feet	1	12 Feet	
16 Feet	1	13 Feet	
17 Feet	3	14 Feet	
18 Feet	2	16 Feet	
19 Feet		17 Feet	
20 Feet	1	18 Feet	
21 Feet		19 Feet	
22 Feet	1	20 Feet	
23 Feet		21 Feet	
24 Feet		22 Feet	
25 Feet	2	23 Feet	1
25.5 Feet	1	24 Feet	
26 Feet	1	25 Feet	
28 Feet		26 Feet	5
29 Feet		27 Feet	
30 Feet		28 Feet	
30.5 Feet	2	29 Feet	
31 Feet	8	30 Feet	
32 Feet	1	31 Feet	
33 Feet		32 Feet	1
34 Feet		33 Feet	2
35 Feet		34 Feet	
36 Feet		37 Feet	1
37 Feet		40 Feet	
38 Feet		41 Feet	
39 Feet		48 Feet	
45 Feet		49 Feet	
49 Feet		57 Feet	
24		10	



Compliance Division

	Jul	Aug	Sep
Starting Number:	713	727	720
New:	194	186	236
Resolved:	180	193	138
Ending Number:	727	720	818

Allegations:

Abandoned Vehicle:	19	16	27
Alteration Maintenance:	21	14	23
Animal Nuisance:	54	48	72
Balcony Clutter:	22	20	22
Breezeway Clutter:	31	24	39
Caregiver Policy:	13	17	12
Carport Clutter:	43	50	56
Common Area Clutter:	56	38	46
Delinquencies:	122	179	163
Equestrian Center:	0	0	0
Estate Sales:	1	0	0
Events:	0	0	0
Garden Center Violations:	0	0	0
Gate Clearance:	3	1	1
Golf Course Violation:	0	0	0
Illegal Business:	3	4	0
Illegal Occupancy:	62	54	56
Interior Clutter:	14	21	11
Landscape:	28	23	31
Maintenance:	3	15	15
Nuisance:	83	99	90
Other:	1	0	0
Patio Clutter:	17	22	29
Real Estate Signage:	53	24	36
Recreation Policy:	0	3	2
RV Violation:	0	0	0
Short Term Rentals:	3	0	1
Smoking Policy:	9	6	17
Traffic Rules:	16	8	14
Unauthorized Alteration:	44	31	45
Vehicle Oil:	6	3	10

STAFF REPORT

DATE: October 28, 2019
FOR: Security and Community Access Committee
SUBJECT: Vehicle Decals

RECOMMENDATION

Staff recommends eliminating the use of vehicle decal stickers as of 2021.

BACKGROUND

On August 28, 1967, the vehicle decal program was approved and authorized to occur approximately every five years (Resolution 103). In 2012, the program was amended to require all resident-owned motor vehicles register with the Golden Rain Foundation (GRF) and display a community decal sticker, which is required to be updated annually (Resolution 90-12-114). A valid driver's license as well as current department of motor vehicles (DMV) registration is required to obtain a vehicle decal sticker. Each year residents receive a sticker with the current year affixed on top of the previous year.

In 2014, the Board approved a full gate system as a pilot program at Gates 5 and 6 which included using a single visitor management and access control system database utilizing vehicle radio frequency identification (RFID) tags, license plate recognition (LPR), and PlateSmart technology for automated entrances (Resolution 90-14-59 and 90-16-53). The pilot program was a success and in 2017, the Board approved funding for a renovation program and new Gate Access System Technology for Gates 1, 2, 3, 4, 7, 8, 9, and 14 (Resolution 90-17-30 and 90-18-24). In 2018, the Board authorized and approved the addition of Gate 10 to the gatehouse renovation program (Resolution 90-18-40).

On November 5, 2019, the Board is scheduled to discuss and consider implementation of gate access technology at Gate 11 to fully secure the housing community. If approved, it is anticipated that Gate 11 will be completed in the first quarter of 2020.

The Security Services Department is responsible for monitoring access at the gatehouses and the Resident Services Department is responsible for the vehicle decal program.

DISCUSSION

As of present, approximately 87% of vehicles that are registered with GRF have an RFID tag. Only drivers that have registered vehicles and receive an RFID are capable of using the resident lanes. Drivers with an RFID must approach the gates slowly to allow the RFID on the vehicle to trigger the gate barrier arm to open. Residents without an RFID must go through the guest lane to be checked by staff from the Security Services Department.

Additionally, the LPRs and PlateSmart technology at each gatehouse capture every vehicle entering and leaving the community. This information is available to the Security Department to research vehicles in the field and take necessary enforcement action, as appropriate.

Due to the effectiveness of the RFID, LPRs, and PlateSmart technology, staff proposes to eliminate the vehicle decal sticker as of 2021. For 2020, residents will receive in the mail a '2020' sticker to affix on top of the '2019' sticker. Beginning 2021, the RFID will be used for gate entry using the resident lanes. Residents without an RFID must go through the guest lane and display their resident ID card.

The electric vehicle decal and golf cart registration decal will remain as is.

FINANCIAL ANALYSIS

The elimination of the vehicle decals will result in a savings of \$36,000 from the Operations Fund.

Prepared By: Francis Gomez, Operations Manager

Reviewed By: Barbara Bridges, Resident Services Supervisor
Christine Spahr, Resident Services Director
Tim Moy, Chief of Security
Betty Parker, Chief Financial Officer
Siobhan Foster, Chief Operating Officer

ATTACHMENT(S)

Attachment 1: Proposed Resolution

Attachment 1

RESOLUTION 90-19-XX

WHEREAS, all resident-owned motor vehicles are required to be registered with GRF and display a community decal sticker, which is required to be updated annually; and

WHEREAS, the Resident Services Division updates vehicle decals stickers for residents on a yearly basis by way of a community-wide mailing; and

WHEREAS, implementation of gate access technology at all housing gatehouses has required radio frequency identification (RFID) tags to be attached to all registered vehicles; and

WHEREAS, license plate readers (LPR's) and PlateSmart technology at each gatehouse capture every vehicle entering and leaving the community,

NOW THEREFORE BE IT RESOLVED, [Date], that the Board of Directors hereby approves to eliminate the vehicle decal annual stickers as of January 1, 2021 and require the use of vehicle RFID tags; and

RESOLVE FURTHER, that the Vehicle, Traffic, and Parking Rules and Regulations shall be updated to recognize the elimination of the vehicle decal annual stickers; and

RESOLVED FURTHER, that the officers and agents of this Corporation are hereby authorized on behalf of the Corporation to carry out the purpose of this resolution.